



The Parents' Guide to Google Classroom

What is Google Classroom?

Think of Google Classroom (GC)
as your child's digital link to learning.

Teachers use GC to share assignments,
homework, newsletters, and much more
with students AND parents!

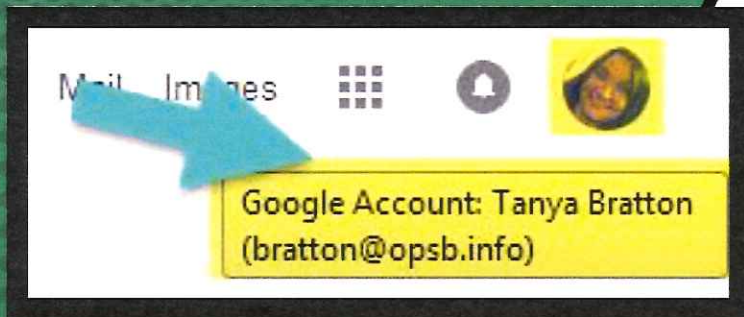


Getting Started



Your child was provided with a secure login and password that is unique to them.

Check with his/her teacher to obtain this private information OR ask them to add you as a parent via email!

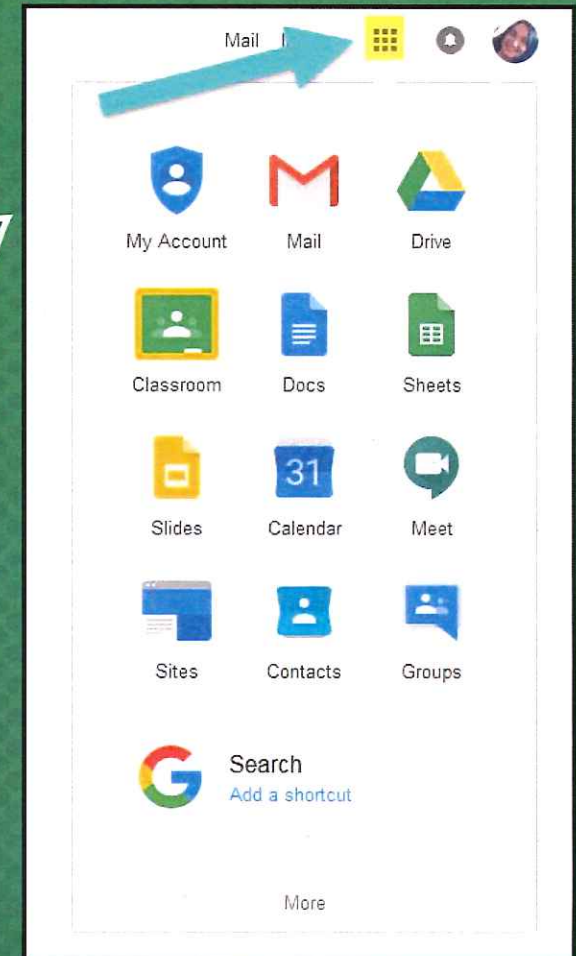


NOW YOU'LL SEE

that you are signed in to
your Google Apps for
Education account!

GOOGLE SUITE

Click on the 9 squares (Waffle/Rubik's Cube) icon in the top right hand corner to see the Google Suite of Products!



GOOGLE ICONS TO RECOGNIZE!



CHROME



DOCS



DRIVE



SLIDES



SHEETS



FORMS



CALENDAR



GMAIL



PHOTOS



MAPS



KEEP



CLASSROOM



MEET



HANGOUTS



SITES



CONTACTS



CLOUD



CLOUD SEARCH



YOUTUBE



NEWS



VAULT



MY ACCOUNT

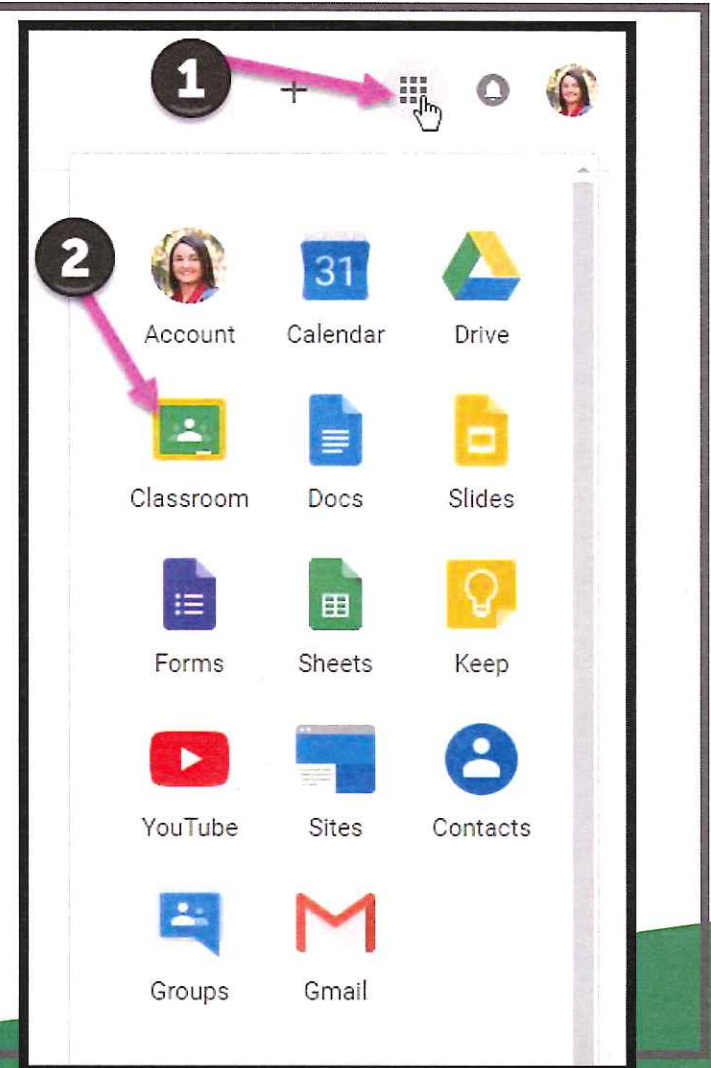


GROUPS

Navigating Classroom

1

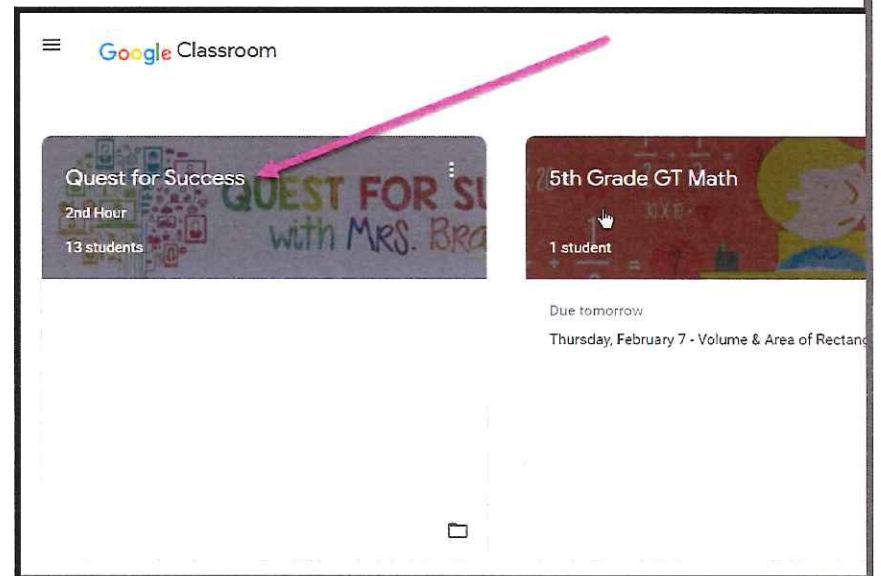
Click on the waffle button and then the Google Classroom icon.



Navigating Classroom

2

Click on the class you wish to view.

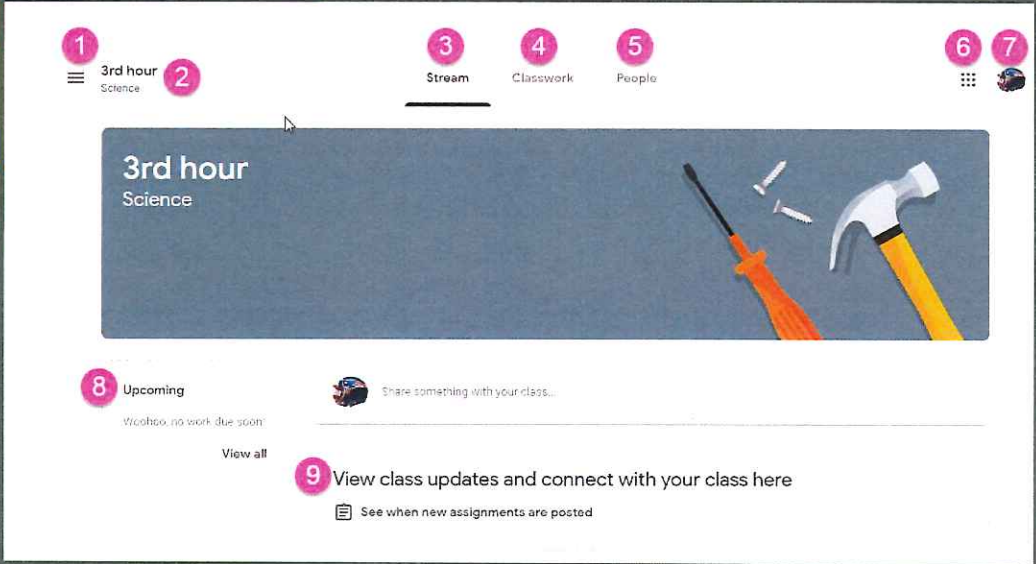


Navigating Classroom



 = High Interest for Parents

3

Page tools
(Left side)



The screenshot shows the Classroom app interface for a class named '3rd hour Science'. At the top, there is a navigation bar with icons for '3rd hour Science' (1), 'Stream' (3), 'Classwork' (4), and 'People' (5). On the right side of the navigation bar are icons for 'App Directory' (6) and 'Your account' (7). Below the navigation bar is a header for the class with the title '3rd hour Science' and an image of tools. Below the header is a section for 'Upcoming' assignments (8) with a 'View all' link. At the bottom of the page is a section for 'View class updates and connect with your class here' (9) with a toggle for 'See when new assignments are posted'.

- 1 Menu of Classes
- 2 Current Class
- 3 Announcements Page
- 4 Assignments 
- 5 Teacher(s) & Classmates
- 6 Waffle Button (App Directory)
- 7 Your account
- 8 Upcoming Assignments 
- 9 Updates from your teacher

Navigating Classroom

4

Assignment details

The screenshot displays the Classroom interface for a class. At the top, there are tabs for 'Stream', 'Classwork', and 'People'. Below this, there are sections for 'View your work', 'Google Calendar', and 'Class Drive folder'. The main content area is divided into 'Benchmark Tests' (with a 'STAR Math Benchmark Test - BOY' entry) and 'Daily Lesson Files' (with an entry 'For the Week of September 2 - 6'). The 'Daily Lesson Files' section shows a list of PDF files for each day of the week, with a 'View Assignment' button at the bottom. The interface is annotated with numbered callouts 1 through 11, pointing to various elements.

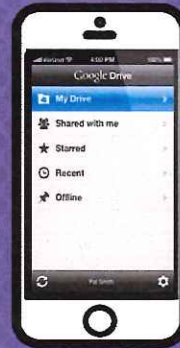
- 1 Classwork Tab
- 2 See your Grades
- 3 See Due Dates
- 4 View your files
- 5 Topics available
- 6 Topic Headings
- 7 Assignment Title
- 8 Assignment Due Date
- 9 Assignment Status
- 10 Attached files/links
- 11 Click to view assignment

ACCESS

ANYWHERE



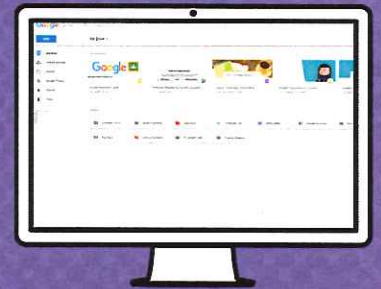
ANDROID



IPHONE



TABLET



DESKTOP



GOOGLE APPS

allow you to edit Google
assignments from
any device that is connected
to the internet!



Download on the
App Store



GET IT ON
Google Play